


# MultiPlus-II Inverter/Charger

120 V

[▶ Victron online product page](#)

<https://ve3.nl/6H>



Connection area 12/3000/120-50

## A MultiPlus with ESS (Energy Storage System) functionality

The MultiPlus-II is a multifunctional inverter/charger with all the features of the MultiPlus, plus an external current sensor option which extends the PowerControl and PowerAssist function to 100 A.

## PowerControl and PowerAssist - Boosting the capacity of the grid or a generator

A maximum grid or generator current can be set. The MultiPlus-II will then take account of other AC loads and use whatever is extra for battery charging, thus preventing the generator or grid from being overloaded (PowerControl function).

PowerAssist takes the principle of PowerControl to a further dimension. Where peak power is so often required only for a limited period, the MultiPlus-II will compensate insufficient generator, shore or grid power with power from the battery. When the load reduces, the spare power is used to recharge the battery.

## Solar energy: AC power available even during a grid failure

The MultiPlus-II can be used in off grid as well as grid connected PV and other alternative energy systems. It is compatible with both solar charge controllers and grid-tie inverters.

## Two AC Outputs

The main output has no break functionality. The MultiPlus-II takes over the supply to the connected loads in the event of a grid failure or when shore/generator power is disconnected. This happens so fast (less than 20 milliseconds) that computers and other electronic equipment will continue to operate without disruption.

The second output is live only when AC is available on the input of the MultiPlus-II. Loads that should not discharge the battery, like a water heater for example, can be connected to this output.

## Virtually unlimited power thanks to parallel, split phase and three phase operation

Up to 6 Multis can operate in parallel to achieve higher power output. Six 48/3000/35 units, for example, will provide 15 kW / 18 kVA output power with 210 Amps charging capacity.

In addition to parallel connection, two units of the same model can be connected for a 240 V split phase output, and three units of the same model can be configured for three phase output. But that's not all: up to 6 sets of three units can be parallel connected per phase.

## On-site system configuring, monitoring and control

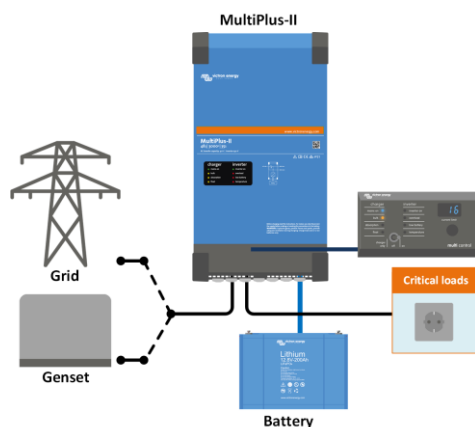
Settings can be changed in a matter of minutes with VEConfigure software (computer or laptop and MK3-USB interface needed).

Several monitoring and control options are available: Cerbo GX, Ekrano GX, laptop, computer, Bluetooth (with the optional VE.Bus Smart dongle), Battery Monitor, Digital Multi Control Panel.

## Remote configuring and monitoring

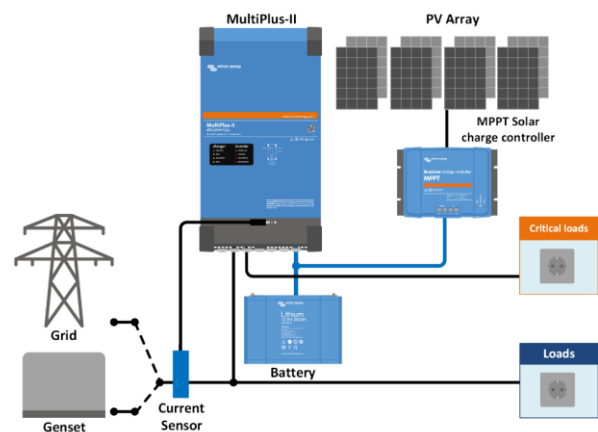
Install a Cerbo GX or other GX product to connect to the internet.

Operational data can be stored and displayed on our VRM (Victron Remote Management) website, free of charge. When connected to the internet, systems can be accessed remotely, and settings can be changed.



### Standard marine, mobile or off-grid application

Loads that should shut down when AC input power is not available can be connected to a second output (not shown). These loads will be taken into account by the PowerControl and PowerAssist function in order to limit AC input current to a safe value when AC power is available.



### Grid parallel topology with MPPT solar charge controller

The MultiPlus-II will use data from the external AC current sensor (must be ordered separately) or power meter to optimise self-consumption and, if required, to prevent grid feed. In case of a power outage, the MultiPlus-II will continue to supply the critical loads



**Ekrano GX or Cerbo GX**  
Provides intuitive system control and monitoring and enables access to our free remote monitoring website: the VRM Online Portal.



**VRM Portal**  
Our free remote monitoring website (VRM) will display all system data in a comprehensive graphical format. System settings can be changed remotely via the portal. Alarms can be received by e-mail or push notification.



**VRM app**  
Monitor and manage your Victron Energy system from your smart phone and tablet. Available for both iOS and Android.



**Digital Multi Control Panel**  
A convenient and low-cost solution for monitoring and control. With an on/off charger-only switch, full LED readout and a rotary knob to set PowerControl and PowerAssist levels.



**VE.Bus Smart Dongle**  
For monitoring and control via Bluetooth together with the VictronConnect app. It also measures battery voltage and temperature.



**Interface MK3-USB**  
Needed to configure the MultiPlus. Can be used with the VictronConnect app or VE.Configure software. The interface connects to the MultiPlus via an RJ45 UTP cable and plugs into a USB port.



**VictronConnect app**  
Use to monitor or configure the MultiPlus using your phone tablet or PC.



**Current sensor 100A:50mA**  
To implement PowerControl and PowerAssist and to optimize self-consumption with external current sensing. Maximum current: 100A

MultiPlus-II 120V	12/3000/120-50	24/3000/70-50	48/3000/35-50	24/5000/120-95	48/5000/70-95
PowerControl & PowerAssist	Yes				
Transfer switch	50A	50A	50A	95A	95A
Maximum AC input current	50A	50A	50A	95A	95A
<b>INVERTER</b>					
DC Input voltage range	9,5–17 V	19–33 V	38 – 66 V	19 – 33 V	38 – 66 V
Output	Output voltage: 120 VAC ± 2 %, Frequency: 60 Hz ± 0,1 % <sup>##</sup>				
Cont. output power at 25 °C <sup>(2)</sup>	3000 VA	3000 VA	3000 VA	5000 VA	5000 VA
Cont. output power at 25 °C	2400 W	2400 W	2400 W	4000 W	4000 W
Cont. output power at 40 °C	2200 W	2200 W	2200 W	3700 W	3700 W
Cont. output power at 65 °C	1700 W	1700 W	1700 W	3000 W	3000 W
Peak power	5500 W	5500 W	5500 W	9000 W	9000 W
Maximum efficiency	93 %	94 %	95 %	95%	96 %
Zero load power	13 W	13 W	11 W	24W	15 W
Zero load power in AES mode	9 W	9 W	7 W	10W	10 W
Zero load power in Search mode	3 W	3 W	2 W	3W	3 W
<b>CHARGER</b>					
AC Input	Input voltage range: 90-140 VAC Input frequency: 45 – 65 Hz				
Charge voltage 'absorption'	14,4 V	28,8 V	57,6 V	28,8 V	57,6 V
Charge voltage 'float'	13,8 V	27,6 V	55,2 V	27,6 V	55,2 V
Storage mode	13,2 V	26,4 V	52,8 V	26,4 V	52,8 V
Max. battery charge current <sup>(3)</sup>	120 A	70 A	35 A	120A	70 A
Battery temperature sensor	Yes				
<b>GENERAL</b>					
Auxiliary output <sup>(4)</sup>	32 A	32 A	32 A	43A	48 A
External AC current sensor (optional)	100 A				
Programmable relay <sup>(5)</sup>	Yes				
Protection <sup>(1)</sup>	a – g				
VE.Bus communication port	For parallel, split-phase and three-phase operation, remote monitoring and system integration				
General purpose com. port <sup>(6)</sup>	Yes, 2x				
Remote on-off	Yes				
Operating temperature range	-40 to +60 °C (-40 – 140 °F) (fan-assisted cooling)				
Humidity (non-condensing)	max 95 %				
<b>ENCLOSURE</b>					
Material & Colour	Steel, blue RAL 5012				
Protection category	IP22				
Battery-connection	M8 bolts				
120 VAC-connection	13 mm <sup>2</sup> (6 AWG)	13 mm <sup>2</sup> (6 AWG)	13 mm <sup>2</sup> (6 AWG)	35 mm <sup>2</sup> (2 AWG)	35 mm <sup>2</sup> (2 AWG)
Weight	19 kg / 42 lb	19 kg / 42 lb	19 kg / 42 lb	29 kg / 64 lb	32 kg / 71 lb
Dimensions (hxxwxd) mm / inch	578 x 277 x 148 22.8 x 10.9 x 5.8	536 x 277 x 147 21.1 x 10.9 x 5.8	572 x 277 x 147 <sup>(7)</sup> 22.5 x 10.9 x 5.8 <sup>(7)</sup>	627 x 350 x 150 24.7 x 13.8 x 5.9	676 x 330 x 164 26.6 x 13.0 x 6.5
<b>STANDARDS</b>					
Listings	UL458	UL458	UL1741	-	UL1741
Safety	EN-IEC 60335-1, EN-IEC 60335-2-29, CSA 22.2 107.1-16				
Emission, Immunity	EN 55014-1, EN 55014-2 EN-IEC 61000-3-2, EN-IEC 61000-3-3 IEC 61000-6-1, IEC 61000-6-2, IEC 61000-6-3				
1) Protection key: a) output short circuit b) overload c) battery voltage too high d) battery voltage too low e) temperature too high f) 120 VAC on inverter output g) input voltage ripple too high 2) Non-linear load, crest factor 3:1 3) Up to 75°F / 25 °C ambient 4) Switches off when no external AC source available 5) Programmable relay which can be set for general alarm, DC under voltage or genset start/stop function. AC rating: 120 V / 4A, DC rating: 4A up to 35 VDC and 1A up to 60 VDC 6) A.o. to communicate with a Lithium-Ion battery 7) Dimensions of the not UL1741 certified model: 536 x 277 x 147 mm / 21.1 x 10.9 x 5.8 inch					